






Sending Large files through the cloud





1. Go to this site cloud.interwestgrp.com
2. Follow the Page from top to bottom

Share a file with Interwest

1. Sender email address:  Your email address for verification
2. Interwest Recipient Email Address:  Who you are sending to
3. Message (250 characters max) (optional):

Enter in any special message you would like the recipient to see
4. Add Files* :   Click here to add the file want to send
5.  Click Send
6. You should receive an email asking you to verify that you want to send the files. Please click the link in the email to complete the process.

* - Maximum of 10 files totaling 1,000 MB or less allowed.  Don't forget about these!! 

Any questions please do not hesitate to call the Helpdesk 916-224-2736